











CHERRY STREET ELEM, KALKASKA MIDDLE SCHOOL, RAPID CITY ELEMENTARY







	Projected Performance and Growth Distribution				Growth		Projected Performance		Median
	Percent				Fall 10 - Fall 11		Fall 2011		Percent
	G-P-	G+P-	G+P+	G-P+	Count/Percent	Count/Percent	Count/Percent	Percent	
Reading	24.9	7.0	39.6	28.6	402 46.5	552 67.8	41.5		
4	No data for both Growth and Proficiency				-	-	94 68.1	44.7	
5	23.2	6.3	42.1	28.4	95 48.4	114 70.2	40.4		
6	33.0	5.4	27.7	33.9	112 33.0	128 60.9	35.2		
7	15.6	6.3	51.0	27.1	96 57.3	113 75.2	39.8		
8	26.3	10.1	39.4	24.2	99 49.5	103 65.0	49.5		

CHERRY STREET ELEM, KALKASKA MIDDLE SCHOOL, RAPID CITY ELEMENTARY

		Projected Performance and Growth Distribution				Growth		Projected Performance		Median	
		Percent				Fall 10 - Fall 11		Fall 2011		Percent	
						Count/Percent		Count/Percent		Percent	
Mathematics			28.0	15.7	29.1	27.2	382	44.8	553	57.9	26.6
4	No data for both Growth and Proficiency	-	-	-	-	-	-	-	94	71.3	31.9
5			22.2	15.6	28.9	33.3	90	44.4	115	60.9	20.9
6			26.7	6.9	29.7	36.6	101	36.6	128	62.5	27.3
7			35.4	20.8	25.0	18.8	96	45.8	113	44.2	19.5
8			27.4	20.0	32.6	20.0	95	52.6	103	51.5	35.0
Language Usage	No data for both Growth and Proficiency	-	-	-	-	395	49.9	546	-	41.9	
4	No data for both Growth and Proficiency	-	-	-	-	-	-	90	-	52.2	
5	No data for both Growth and Proficiency	-	-	-	-	94	57.4	113	-	40.7	
6	No data for both Growth and Proficiency	-	-	-	-	109	42.2	127	-	37.0	
7	No data for both Growth and Proficiency	-	-	-	-	94	47.9	113	-	40.7	
8	No data for both Growth and Proficiency	-	-	-	-	98	53.1	103	-	41.7	

CHERRY STREET ELEM, KALKASKA MIDDLE SCHOOL, RAPID CITY ELEMENTARY

		Projected Performance and Growth Distribution				Growth		Projected Performance		Median
		Percent				Fall 10 - Fall 11		Fall 2011		Percent
						Count/Percent		Count/Percent		
General Science	No data for both Growth and Proficiency	-	-	-	-	392	51.5	546	-	45.8
4	No data for both Growth and Proficiency	-	-	-	-	-	-	94	-	40.4
5	No data for both Growth and Proficiency	-	-	-	-	96	63.5	114	-	49.1
6	No data for both Growth and Proficiency	-	-	-	-	103	53.4	124	-	41.9
7	No data for both Growth and Proficiency	-	-	-	-	96	38.5	112	-	43.8
8	No data for both Growth and Proficiency	-	-	-	-	97	50.5	102	-	53.9
Concepts and Processes	No data for both Growth and Proficiency	-	-	-	-	397	55.2	549	-	42.4
4	No data for both Growth and Proficiency	-	-	-	-	-	-	94	-	40.4
5	No data for both Growth and Proficiency	-	-	-	-	97	60.8	114	-	38.6
6	No data for both Growth and Proficiency	-	-	-	-	106	46.2	127	-	39.4
7	No data for both Growth and Proficiency	-	-	-	-	96	53.1	112	-	41.1
8	No data for both Growth and Proficiency	-	-	-	-	98	61.2	102	-	53.9