

# Kalkaska High School Annual Report 2008-2009

**Annual Report  
2008-2009**

**Sept. 16 at 6:00 at  
KHS Library**

**Dale Kasza, Principal**  
Kalkaska High School  
Phone 231-258-9167  
FAX 231-258-5188

**Lee D. Sandy,  
Superintendent**  
Phone 231-258-9109  
FAX 231-258-4474

## Mission Statement

Kalkaska High School is committed to a total educational program that helps all students master essential skills, communicate effectively and think critically, empowering them to meet the challenges of a rapidly changing global society.



## Vision Statement

The vision of Kalkaska High School is to be a model of education and a source of community pride.

## School Summary

Kalkaska High School is located in the Village of Kalkaska, which is the county seat in this rural area of Northwest Lower Michigan.

The high school offers a diverse curriculum to approximately 460 students in a traditional yet flexible high school setting. In addition to curriculum classes, students enjoy involvement in various clubs and organizations. The district also has an active athletic program. Approximately 60 Kalkaska students attend Northside Educational Center, which provides an alternative high school setting.

## Accreditation Status

Accreditation is a process through which the staff, district personnel and Board of Education commit to meet a set of preconditions or standards necessary for quality education. It assures a community that its local schools meet certain standards for educational quality, and enables graduates to gain college admission without having to take a special exam.

Kalkaska High School has been accredited by AdvancED and the North Central Association (NCA) since 1983. KHS continues to make school improvement an ongoing process.



### Board of Education

#### 2008-2009

Jim Peters, President

David Hogerheide, Vice President

Terry Thomas, Secretary

Jennifer King, Treasurer

William Hardy, Trustee

Mike Gaylord, Trustee

Larry Fields, Trustee

# School Improvement Plan

- Kalkaska High School is accredited by AdvancED, the newly unified organization of the North Central Association (NCA) and the Southern Association of Colleges and Schools (SACS). KHS has been accredited by NCA since 1983.
- A new school improvement process began during the 2006-2007 school year. The 38-member District School Improvement Team, which includes members of the Board of Education, administration, teachers, parents and students, met to review the School Improvement Plan and pertinent student achievement data. District goals include math, reading in the content area, and writing. The staff feels these goals will improve academic achievement in all areas of the Michigan Merit Exam.
- In April, 2008, a four person AdvancED team came to KHS for a Quality Assurance Review. The team examined the high school's School Improvement Plan, which includes the Mission Statement, School Profile, Survey Data, Student Performance Data, and Goals along with other various report requirements.

KHS was recommended accreditation status with the following overall assessment of each standard.

Standard	Overall Assessment
• Vision And Purpose	Operational
• Governance and Leadership	Highly Operational
• Teaching and Learning	Operational
• Documenting and Using Results	Emerging
• Resource and Support Systems	Highly Functional
• Stakeholder Communications and Relationships	Highly Functional
• Commitment to Continuous Improvement	Operational

During the 2008-09 school year, the staff focused their efforts on a data management system which addresses documenting using results—Standard 4—Emerging. The KHS plan was written and evidence regarding this area was turned in and approved in May of 2009.

KHS presently has a ratio of one counselor per approximately 230 students. Prior to beginning a high school career, all students must meet with a counselor and 'map out' a four-year schedule. As a student progresses through school, the counselor and student meet periodically to assess academic progress.

Professional Qualifications  
 Fifty-eight percent of KHS teachers possess a Bachelor's Degree.  
 Forty-two percent possess a Master's Degree.

## Highly Qualified Staff

- Kalkaska High School employs 29 certified staff members—teachers, counselors and administrators.
- All certified staff met No Child Left Behind (NCLB) requirements by teaching in their major or passing the Michigan Test for Teacher Certification (MTTC) - academic content area examination.
- Kalkaska High School also employed three paraprofessionals. Those required by NCLB are certified.

## Core Curriculum

Kalkaska Public Schools has an active Curriculum Development Council, of which five teachers from the high school are members. This council ensures continuity and coordination K-12. Graduation requirements have been established using both the state core curriculum and CDC requirements.

On the local level, the curriculum has been developed to facilitate a logical sequence, serving the needs of both college and vocationally

bound students. Carefully constructed course outlines represent outcomes necessary to prepare students for the 21st Century.

All disciplines are on a curriculum review rotation.

The Michigan Merit Curriculum was adopted by the Kalkaska Board of Education, increasing course requirements and credits for the Class of 2011.

Multiple courses are offered in Lan-

guage Arts, Foreign Language, Business, Science, Social Studies, Mathematics and Fine Arts. KHS also offers Advanced Placement and credit recovery options through Michigan Virtual High School and Novanet computer courses. Additionally, 22 vocational training programs are offered to junior and senior level students through the Intermediate School District Career Technical Center. Individual student skills and interests determine curriculum choices.

# Graduation Requirements

Class of 2009	24 credits required
Class of 2010	25 credits required
Class of 2011	25 credits required
Class of 2012	25 credits required

- The Michigan Merit Curriculum was adopted by the Kalkaska Board of Education, increasing graduation requirements for the class of 2011 and beyond.

4 credits English/Language Arts—English 1, 2, 3, 4.

4 credits Mathematics—Algebra I, Geometry, Algebra 2 and a math class during the senior year. (Class of 2009 and 2010—3 credits of math including Algebra I and Geometry.)

3 credits Science—Earth Science, Biology, Chemistry or Physics. (Class of 2009 and 2010—2 credits of science—Earth Science and Biology.)

3 credits Social Studies—American History, World History, .5 Civics, .5 Economics (Class of 2009 and 2010—2.5 credits of Social Studies—Civics, American History, Economics.)

1 credit—Health and Physical Education.

1 credit—Visual, Performing, Applied Arts (Not a requirement for the Class of 2009 and 2010.)

\* On-line course or learning experience. (Not a requirement for the Class of 2009 or 2010.)



The Michigan Merit Curriculum increases graduation requirements for the Class of 2011 and beyond.

## Adult Roles for KHS Graduates

Kalkaska High School graduates will be able to:

- Interact respectfully with diverse groups and individuals;
- Exhibit responsibility for oneself, others and environment;
- Participate in the democratic process, actively address social issues, define one's role in a local and/or global community;
- Learn how to learn and how to take responsibility for one's own lifelong learning;
- Communicate clearly with others using effective speaking, reading, writing and listening;
- Work both independently and cooperatively as an effective team member;
- Be creative, innovative and productive;
- Think critically to solve problems and make decisions to meet personal, social and employment needs;
- Demonstrate academic competencies to enter advanced learning options without remediation or duplication;
- Formulate and pursue significant goals and employ a self-motivating work ethic;
- Use technology and data-based research.



## Building Level Decision Making

Within the guidelines of the district goals established by the Board of Education, each school has collaboratively selected school improvement goals in terms of measurable student outcomes. Staff members meet regularly to develop strategies for improving instruction and to make recommendations that will increase student learning. The district continues to encourage site-based management as a decision making model.

# MICHIGAN MERIT EXAMINATION (MME)

The MME is taken by 11th grade students in the spring. Spring 2009 results = the Class of 2010.

Level 1—Advanced Proficient Level 2—Proficient Level 3—Partially Proficient Level 4—Not Proficient

## SUMMARY OF TEST RESULTS

All eleventh grade students at KHS participate in the Michigan Merit Exam (MME), along with all eleventh grade students in Michigan. The test assesses student achievement in reading, writing, math, science and social studies. Also incorporated in the MME is the ACT, which is a national assessment for college bound students. In addition, students have the chance to qualify for the Michigan Promise Scholarship.

In reviewing the test results, the Class of 2010 scores significantly improved over the previous year in all areas of the test. Overall KHS scores are at state average—four percent above state averages in science and social studies, one percent below in math and writing, and equal to the state average in reading. In addition, KHS students improved not only in the proficiency levels—Levels 1 and 2—but also out of the lowest category—Level 4.

KHS females outperformed KHS males in reading and writing, while males outperformed females in math, science and social studies. Although these gender scores hold true with state averages, KHS has concerns due to the significant differences in scores. On a positive note, KHS economically disadvantaged students outperformed state averages in all categories.

The staff at KHS will continue to study the data and work at monthly staff meetings on test-taking techniques, curricular issues, strategies and common assessments to help increase student achievement.



### Mathematics

KHS - Class of 2010

State Average

### Gender - Math

KHS - Males

State - Males

KHS - Females

State - Females

### Economically Disadvantaged

KHS

State

KHS - Class of 2009

State Average

### English / Language Arts

KHS - Class of 2010

State Average

### Gender - ELA

KHS - Males

State - Males

KHS - Females

State - Females

### Economically Disadvantaged

KHS

State

KHS - Class of 2009

State Average

### Reading

KHS - Class of 2010

State Average

KHS - Class of 2009

State Average

### Science

KHS - Class of 2010

State Average

KHS - Class of 2009

State Average

### Writing

KHS - Class of 2010

State Average

KHS - Class of 2009

State Average

### Social Studies

KHS - Class of 2010

State Average

KHS - Class of 2009

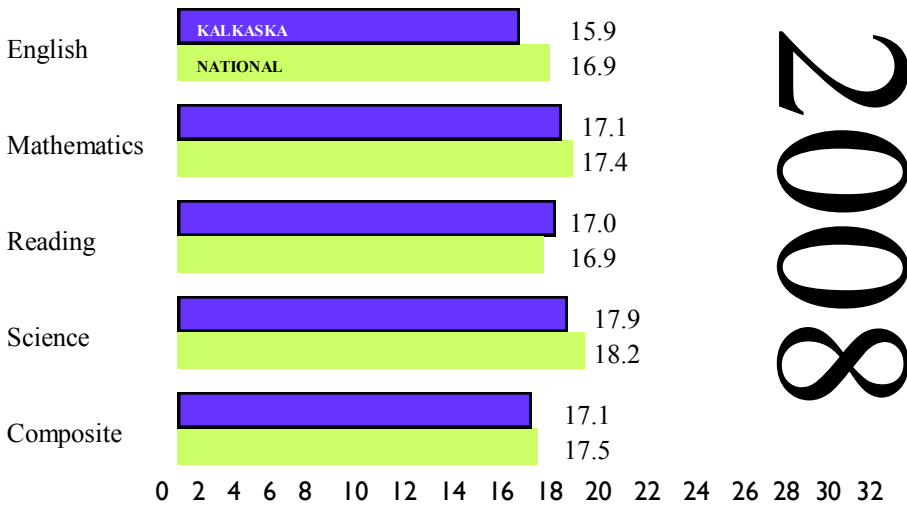
State Average

	Students Tested	Level 1	Level 2	Level 3	Level 4
<b>Mathematics</b>					
KHS - Class of 2010	93	8	40	12	41
State Average		12	37	15	36
<b>Gender - Math</b>					
KHS - Males	46	11	48	4	37
State - Males		15	37	14	35
KHS - Females	47	4	32	19	45
State - Females		10	37	16	37
<b>Economically Disadvantaged</b>					
KHS	36	0	39	19	42
State		4	25	16	55
KHS - Class of 2009	97	9	32	20	40
State Average		10	36	16	38
<b>English / Language Arts</b>					
KHS - Class of 2010	93	1	55	37	8
State Average		3	49	36	12
<b>Gender - ELA</b>					
KHS - Males	46	0	52	37	11
State - Males		2	45	37	16
KHS - Females	47	2	57	36	4
State - Females		4	54	34	9
<b>Economically Disadvantaged</b>					
KHS	36	0	61	33	6
State		1	31	46	22
KHS - Class of 2009	97	3	42	36	19
State Average		2	50	35	13
<b>Reading</b>					
KHS - Class of 2010	93	2	58	28	12
State Average		3	57	24	16
KHS - Class of 2009	97	4	49	22	25
State Average		3	59	21	17
<b>Science</b>					
KHS - Class of 2010	93	11	49	15	25
State Average		8	48	15	29
KHS - Class of 2009	97	8	45	13	34
State Average		6	50	17	27
<b>Writing</b>					
KHS - Class of 2010	93	3	40	52	5
State Average		4	40	47	10
KHS - Class of 2009	97	1	35	51	13
State Average		3	39	48	11
<b>Social Studies</b>					
KHS - Class of 2010	93	39	46	12	3
State Average		42	39	11	8
KHS - Class of 2009	97	38	38	15	9
State Average		41	39	13	7

# Student Achievement

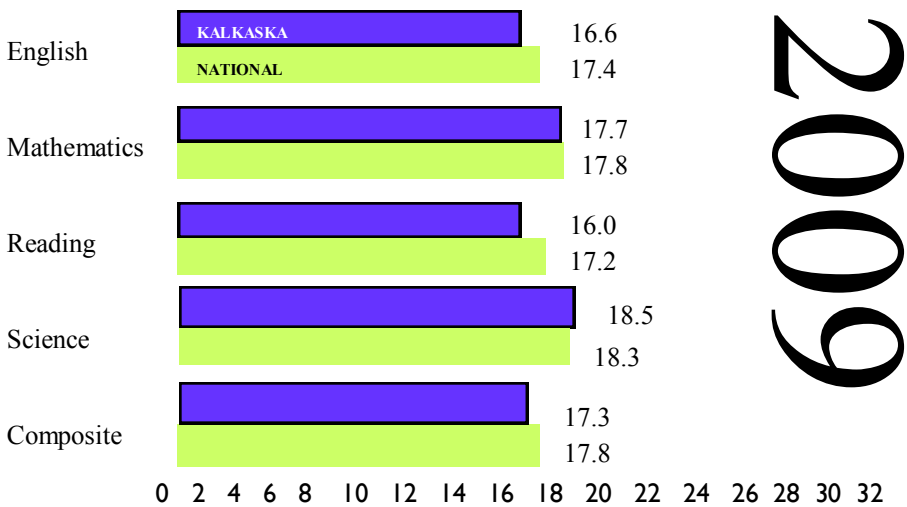
## ACT PLAN MEAN TEST SCORES

How does KHS performance compare with that of 10th grade students nationwide?



This test is based on a scoring range of 1-32.

For the 2007-08 test, we tested 120 students; however, our eight students who received extended time were not included in our results. Kalkaska High School students scored above the national norm group in Reading, but were slightly below national norm groups in English, math and science. The testing environment for the PLAN was new to the class of 2010, and our hope was that their scores would improve for the following year's Michigan Merit Exam.



For the 2008-09 school year, 83 sophomores were tested. KHS students scored above the national norm group in science, but below in English, math and reading. Overall, tenth grade scores increased from the previous year except in reading. The KHS staff will study the data and work on strategies to help increase student achievement.

### ACT PLAN

The PLAN program consists of four curriculum-based tests that measure academic achievement in the areas of English, mathematics, reading and science. The PLAN program helps tenth graders build a solid foundation for future academic and career success and provides information needed to address school districts' high-priority issues. It is a comprehensive guidance resource that helps students measure their current academic development, explore career/training options, and make plans for the remaining years of high school and post-graduation years.

PLAN can help all students—those who are college-bound as well as those who are likely to enter the workforce directly after high school.

As a “pre-ACT” test, PLAN is a powerful predictor of success on the ACT. At the same time, many schools recognize the importance of PLAN testing for all students, as it focuses attention on both career preparation and academic achievement.

In the 2007-08 school year, KHS began testing all ninth grade students with the ACT EXPLORE test, and all tenth grade students with the ACT PLAN test. This decision was made due to the new state assessment—the Michigan Merit Exam (MME), which includes the ACT.

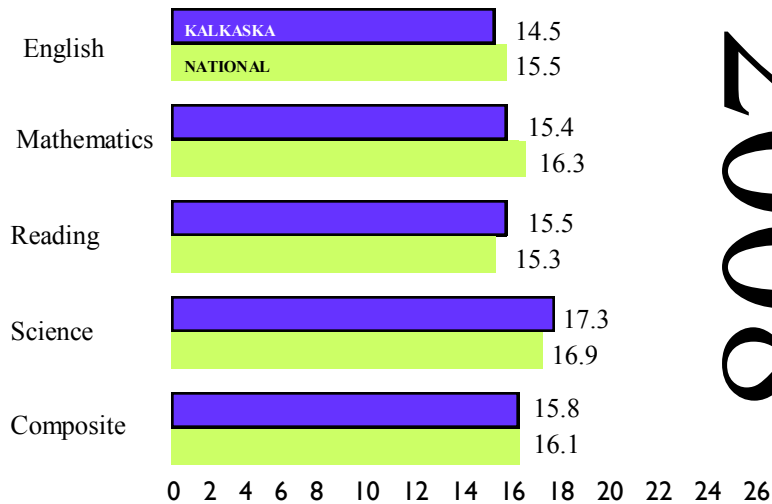
### ACT EXPLORE

The EXPLORE program contains four curriculum-based tests that measure academic achievement in the areas of English, mathematics, reading, and science. This test can help ninth graders explore a broad range of options for their future. EXPLORE prepares students not only for their high school coursework, but for their post-high school choices as well. It marks an important beginning for a student's future academic and career success. Kalkaska High School's scores are measured in comparison to a national norm group established by the ACT. The EXPLORE test is based on a scoring range of 1-25.

# Student Achievement

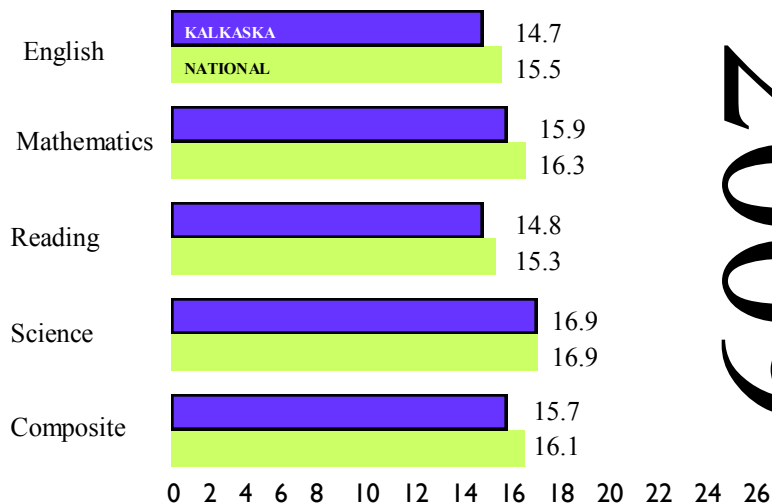
## EXPLORE MEAN TEST SCORES

How does KHS performance compare with that of 9th grade students nationwide?



2008

For the 2007-08 year, we tested 94 students in a one-day testing environment, but our results did not include the 14 students who received extended time accommodations. Our students were above the mean average of the national norm group in Reading and Science. In English and Math, the students were one point or less below the mean average of the national norm group. Overall, our students did well on the EXPLORE test for the first time in administering it.



2009

For the 2008-09 year, 123 freshmen were tested, although 10 extended-time students are not included in the results. KHS ninth graders scored at the national norm in science and below—less than one percent—in English, math and reading. Scores for the Class of 2012 were above last year's freshman class in English, math and science, and below in reading. The KHS staff will review the data and work on strategies to help increase student performance.

### Michigan School Report Card

2007-2008—Composite Grade B—Met AYP

2008-2009: Composite Grade B—Met AYP

### Michigan Annual AYP Objectives Comparison

#### *English/Language Arts*

State Target: 61%

KHS: 56%

KHS Males: 52%

KHS Females: 60%

Economically Disadvantaged: 61%

#### *Math*

State Target: 55%

KHS: 48%

KHS Males: 59%

KHS Females: 36%

Economically Disadvantaged: 39%

- Number of students taking post-secondary courses—5
- Number of AP/College equivalent courses offered to students enrolled in the district - 18
- In the high school—3
- In cooperative programs—15
- Number of students enrolled in at least one AP/College level equivalent course, disaggregated by grade level: Ninth grade—0, tenth grade—0, eleventh grade—8, twelfth grade—25.
- Number of students enrolled in at least one AP/College level course, taking the college level equivalent credit examination—24
- Number of students who have taken an AP/College level equivalent credit examination, and achieving a score that is at or above the level recommended by the testing service for college credit—15



KHS continues to offer an array of Advanced Placement courses through Michigan Virtual High School and in our own building.

In the spring of 2009, ninety-five percent of KHS juniors took the Michigan Merit Exam. Ninety-nine percent of economically disadvantaged students tested as well.





## Parent Participation

KHS provides a number of opportunities for parents to meet with the guidance and counseling department on college, work and career choices. Examples include 8th grade orientation/scheduling night, Saturday morning coffee hours for parents of college-bound seniors, and Junior Parents' Night.

## KALKASKA PUBLIC SCHOOLS

**08-09 ATTENDANCE RATE**  
The high school average daily attendance rate was 90.59%.

## Graduation and Dropout Rates

### GRADUATION RATE

Graduation rate is an indication of the success of a school district in delivering services to its students, and is measured by comparing the number of students who enter the high school program in ninth grade and exit four years later, having earned a high school diploma. Graduation rates are adjusted to account for students who leave to attend alternative education programs or who move out of the district. The opposite of this figure is the dropout rate.

### DROPOUT RATE—2007-08 Statistics

KHS graduation rate —99.13%

KHS dropout rate—0.87%

District Dropout Rate 11.95% (Includes Northside Alternative School)

The graduation rate for economically disadvantaged students at KHS is over 95%. The dropout rate for economically disadvantaged students at KHS is 5%. (District-wide dropout rate, including Northside, is 14%.)

The dropout rate for students with disabilities at KHS is less than 5%. (District-wide, including Northside, the rate is 18.75%.)

One of the most important factors in a child's educational success is the involvement of parents and guardians. It is important for parents, teachers, and students to meet regularly to discuss student progress. To encourage and measure parental participation, records are maintained on the number and percentage of students whose parents/guardians participate in conferences. For the purpose of this report, a parent-teacher conference is one where an open invitation is given to all parents/guardians of the school, inviting them to visit the school to exchange information related to the progress of their student in the school.

Parent-teacher conferences are held during each semester at the high school level. Afternoon and evening sessions are provided to enable parents to meet with the teachers and discuss the educational program and progress of individual students.

The percentage of parents/guardians who participated in parent-teacher conferences at the high school for the past two years was:

'07-08—Fall 60% Spring 43%

'08-09—Fall 62% Spring 44%



### Specialized Schools

KHS students have the opportunity to attend Northside Alternative High School, operated by Kalkaska Public Schools for the area. Approximately 85 students attend Northside, 60 from Kalkaska. Students having difficulty with the traditional high school may opt for a more non-traditional situation.

Over 70 Kalkaska students (67 from KHS) attended Traverse Bay Area Career Technical Center on a daily basis for the 2008-2009 school year.