Kalkaska High School Curriculum Map

Subject: Art 1 (IN PINK) & Art 2 (IN YELLOW)

Primary Grade Level: 9-12

Month And Weekly Artist/Style	Unit/Topic	Activities	Assessment	Vocabulary	Standards and Benchmarks	Kagan Strategies
September **CUBIST ARTIST PABLO PICASSO** **10 Amaz…** **8:44**	**Collaborative Activity** **<u>Elements of Art + The Principles of Design</u>** Unity and *<u>Color</u>* Rhythm and *<u>Space</u>* Balance and *<u>Shape</u>* Emphasis and *<u>Line</u>* Contrast and *<u>Texture</u>* Movement and *<u>Value</u>* Pattern and *<u>Form</u>* (Elements are *<u>Underlined</u>*)	Collaborative Activity Graffiti Name Backgrounds Put your favorite sport on your t-shirt. Unity and Color https://youtu.be/gmrc3Willmo		Balance Color/hue Contrast Elements Emphasis Form Line Movement Pattern Repetition Rhythm Shape Space Texture Unity Value	**THESE WILL BE INCORPORATED THROUGHOUT MY LESSONS** **CREATING: Conceiving and developing new artistic ideas and work.** Anchor Standard #1. Generate and conceptualize artistic ideas	REFOCUS SIGNAL: I say, *Mona …* They say, *Lisa!* **SPEAKING AND LISTENING:** 1. Artist Given. **Every Month.** 2. Teacher gives 5 minutes for research. 3. Teacher assigns start person. 4. 2 minute timer. Each

		Rhythm and Space https://youtu.be/tYq6iTU1su4 Balance and Shape https://youtu.be/RNyTNJzy3_w Where Did Pablo Picasso's Genius Come Fro… 			and work. Anchor Standard #2. Organize and develop artistic ideas and work. Anchor Standard #3. Refine and complete artistic work. **PRESENTING: Interpreting and sharing artistic work.** **Anchor Standard #4**. Select, analyze and interpret artistic work for presentation. **Anchor Standard #5**. Develop and refine artistic techniques and work for presentation. **Anchor Standard #6**. Convey meaning through the presentation of artistic work.	person flips a blank card and states a fact. **ALL RECORD-ROUND ROBIN** 1.Artist Given. 2. Teacher gives 5 minus for research. 3.Each student gives a fact about the artist. All students write it down on their own worksheet.

September **September** **CUBIST ARTIST PABLO PICASSO** **10 Amaz…** **8:44**	**Collaborative Activity** **<u>Elements of Art + The Principles of Design</u>** Unity and *<u>Color</u>* Rhythm and *<u>Space</u>* Balance and *<u>Shape</u>* Emphasis and *<u>Line</u>* Contrast and *<u>Texture</u>* Movement and *<u>Value</u>* Pattern and *<u>Form</u>* (Elements are *<u>Underlined</u>*)	**Collaborative Activity**  https://youtu.be/B9Oy2KEgGMg **OR** **Watercolour - experiments doodles** **Collaborative with Art 2** **Unity and Color (woven center)** **Weaving Paper Scraps Part 1 - Weaving and …** **Rhythm and Space** **How to draw a landscape with diamond colo…** **Countryside Road - Landscape Drawing in Co…** **Beautiful Fall Landscape | Colored Pencil Dr…** https://youtu.be/3G9D1q-Gids **Winter Landscape**	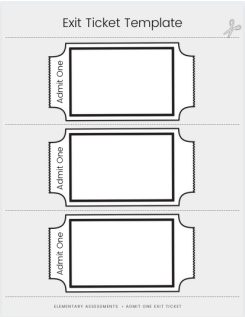 	Balance Color/hue Contrast Elements Emphasis Form Line Movement Pattern Repetition Rhythm Shape Space Texture Unity Value	**RESPONDING: Understanding and evaluating how the arts convey meaning.** **Anchor Standard #7.** Perceive and analyze artistic work. **Anchor Standard #8**. Interpret intent and meaning in artistic work. **Anchor Standard #9**. Apply criteria to evaluate artistic work. **CONNECTING: Relating artistic ideas and work with personal**	**Mix-PairShare** 1. Play music. 2. Music stops. 3. Pair Up 4. Teacher gives states an art question. 5. Students share with their partner. 6. Music begins. Repeat **Team Fan and Pick** Student 1 Fans and says "pick a card." Student 2 Picks and reads card Student 3 Answers the question Student 4 Responds to the answer. Rotate and Repeat

		Balance and Shape **How to draw a city buildings in one point pe…** **PABLO PICASSO** **https://www.incredibleart.org/files/picasso.htm** **How to Draw Creatively: PART 2 Drawing Bot…**			**meaning and external context.** **Anchor Standard #10.** Synthesize and relate knowledge and personal experiences to make art. **Anchor Standard #11**. Relate artistic ideas and works with societal, cultural and historical context to deepen understanding.	
October **POST - IMPRESSIONIST VINCENT VAN GOGH** **Who wa…**		 Emphasis and Line https://youtu.be/aRASdXFrJpc  Contrast and Texture https://youtu.be/sSchLy-b0T4 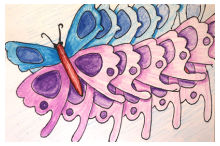 Movement and Value				

		https://youtu.be/dOnGkjihUB0 Pattern and Form https://youtu.be/0NQftgeWx8o https://www.vangoghmuseum.nl/en/secondary-education/lessons https://www.lessonup.com/en/lesson/dnBEyzasb9AoX3wei?utm_source=app&utm_campaign=shared-lesson-app&utm_content=1686318488112&utm_medium=shared-link Van Gogh				

October **POST - IMPRESSIONIST VINCENT VAN GOGH** **Who wa…**		 **Emphasis and Line** **Contrast and Texture** **Don McLean - Vincent (Starry, Starry Night) …** **Movement and Value** **Pattern and Form** **https://www.vangoghmuseum.nl/en/secondary-education/lessons** **How to paint Vincent Van Gogh´s SUNFLOW…**				

						
November END of Marking Period 1 (Around Nov 4 **SURREALIST RENE MAGRITTE** **The Surr…**	Unit 1 **Line** and **Perspective** with **Color** and **Shading** Unit 2: **Shape** and **Form** with **Color** and **Details.**	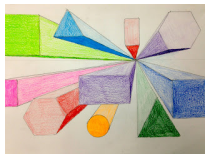 **Linear Perspective** http://kristenapplebee.blogspot.com/2015/07/the-point-of-linear-perspective.html **Tessellations. What is a tessellation pattern?…** **Tessellations. Part 2. How to design a tile usi…** **Luminous Black Glue** **CLAY** **How to Make Easy Coil Pots**		Linear Perspective Shading Color Shading Tessellations Shape Form Color Details		

		Magritte sponge painting https://artsycraftsymom.com/rene-magritte-art-projects-for-kids/				
November END of Marking Period 1 (Around Nov 4) **SURREALIST RENE MAGRITTE** **The Surr…**	Unit 1 **Line** and **Perspective** with **Shading** Unit 2: **Shape** and **Form** with **Color** and **Details.**	 **Linear Perspective** **How To Draw Book Easy** **Tessellations. What is a tessellation pattern?…** **Tessellations. Part 2. How to design a tile usi…** **CLAY** **How to Make Easy Coil Pots**		Linear Perspective Shading Color Shading Tessellations Shape Form Color Details		

		MAGRITTE https://artsycraftsymom.com/rene-magritte-art-projects-for-kids/				
December **ART NOUVEAU ARTIST GUSTAV KLIMT** **The Visi…**	Unit 2 Continued: Shape and 3D Form	**Clay Sculpture** **Paper Bowls** **How to make a Newspaper Bowl || DIY Pape…** **Printmaking- musical pictures** https://thatartteacher.com/2021/03/10/styrofoam-printmaking-art-lesson/ **Kindness Coins with Air Dry Clay (DB Lesson)** **KLIMT Lesson Plans - Student**				

		Photo https://artprojectsforkids.org/klimt-and-patterns/				
December **ART NOUVEAU ARTIST GUSTAV KLIMT** **The Visi…**	Unit 2 Continued: Shape and 3D Form	**Clay Sculpture** **Paper Bowls** https://youtu.be/ow6CZdwPJQ0 **Printmaking** **Kindness Coins with Air Dry Clay (DB Lesson)**  **Stoclet Frieze, 1909, by Gustav Klimt**				
January **CONTEMPORARY ARTIST**	Unit 3: Value	**Value Scale** 		Blending Chiaroscuro Cross-Hatching Pointillism Stippling Value		

YAYOI KUSAMA **Yayoi Ku…** **https://www.fabercastell.com/blogs/creativity-for-life/art-lesson-plan-yayoi-kusama**		https://juliannakunstler.com/art1_valuescale.html **Pointillism**  **Chiaroscuro**  				

		Kusama art lessons https://www.blowingrockmuseum.org/athome/yayoi-kusama				
January **CONTEMPORARY ARTIST YAYOI KUSAMA** **Yayoi Ku…**	Unit 3: Value	**Value Scale**  https://juliannakunstler.com/art1_valuescale.html 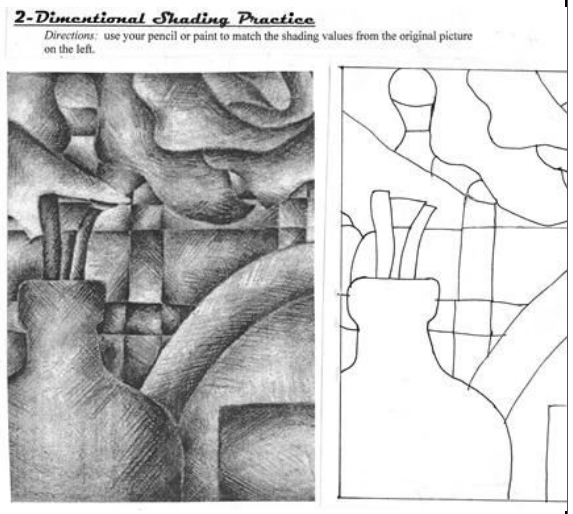		Blending Chiaroscuro Cross-Hatching Pointillism Stippling Value		

		Pointillism **Chiaroscuro** https://anitasagastegui.com/2020/06/01/6th-grade-chiaroscuro-still-life-drawing-and-cj-hendry/ **Kusami art lesson** https://www.fabercastell.com/blogs/creativity-for-life/art-lesson-plan-yayoi-kusama				

February **MODERNIST ARTIST GEORGIA O'KEEFFE** **How to …**	Unit 4: Color	**Abstract Color Wheel** https://youtu.be/sB4SV8dY6xY **Abstract color wheel lesson** **Georgia O' Keefe** https://kimballartcenter.org/wp-content/uploads/2017/03/EVA-8-16-17-2.pdf				
February **MODERNIST ARTIST GEORGIA O'KEEFFE** **How to …**	Unit 4: Color	**Optical Illusion woven color** https://christineelder.com/wp-content/uploads/2015/07/Georgia-Okeeffe-Inspired-Art-Lesson.pdf				

March **ABSTRACT ARTIST HILMA AF KLINT** **Know th...**	Unit 5 Space	 https://www.elephango.com/index.cfm/pg/k12learning/lcid/13493/Elements_of_Art:_Space https://msartastic.com/2020/04/23/how-to-draw-a-silly-landscape-element-of-art-space-art-lesson-for-kids/ **KLINT- THE SECRET PAINTINGS** https://citygallery.org.nz/wp-content/uploads/2021/12/CGW-Hilma-af-Klint-Teachers-Resource.pdf				
March **ABSTRACT ARTIST HILMA AF KLINT** **Know th...**	Unit 5:Space	 **Negative Positive Space** https://insideoutartteacher.com/creative-negative-space-art-lesson-for-beginners/ **KLINT- Symbols and Meaning** https://citygallery.org.nz/wp-content/uploads/2021/12/CGW-Hilma-af-Klint-Teachers-Resource.pdf				

April **MAGICAL REALIST FRIDA KAHLO** **Frida Ka…**	Unit6: Texture	**Punch and Loop Tapestry (DB Lesson)** https://assets.ctfassets.net/f1fikihmjtrp/4eMMqNi8WSNFFP97PpLw2I/e6bbc26ecf6d02c8bedc3f8b8f6d65c9/Punch_and_Loop_Tapestry.pdf  **Kahlo**				
April **MAGICAL REALIST FRIDA KAHLO**	Unit 6: Texture	**Foil and Oil Pastels (DB Lesson)**				

Frida Ka…		https://www.dickblick.com/lesson-plans/foil-and-oil-paper-collage/				
May POP ARTIST ANDY WARHOL Brief His…		https://www.reddit.com/r/ArtEd/comments/mmmlyb/how_do_you_teach_pop_art/ 				
May POP ARTIST ANDY WARHOL Brief His…		https://www.artyfactory.com/portraits/pop-art-portraits/pop-art-portrait-lessons.html 				
June						

FAUVIST ARTIST HENRI MATISSE **What Is ...**						
June **FAUVIST ARTIST HENRI MATISSE** **What Is ...**						

HS Proficient VA:Cr1.1.HSI.a - Uses multiple approaches to begin creative endeavors **(Level 1)**

HS Accomplished VA:Cr1.1.HSII.a - Individually or collaboratively formulates new creative problems based on student's existing artwork. **(Level 2)**

HS Advanced VA:Cr1.1.HSIII.a - Visualizes and hypothesizes to generate plans for ideas and directions for creating art and design that can affect social change. **(Level 3)**